


STRUCTURA

by BESTILE



KAMALA
GLAZED PORCELAIN TILES
40x60x1,2 cm
15,7"x23,6"x0,5"

Engineered for Design. Built for Impact.

KAMALA
GLAZED PORCELAIN TILES
ROME

BARCELONA

structura
by BESTILE



KAMALA

GLAZED PORCELAIN TILES

structura
by BESTILE




Different graphics randomly packaged

Kamala
Glazed Porcelain Tiles

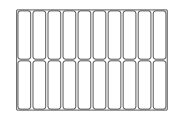
40x60x1,2 cm
15,7"x23,6"x0,5"



Kamala Sand



Kamala Noir



Recommended joint width: 1.5 mm.
For optimal adhesion, prepare the grout by mixing 50% clean water and 50% latex additive.
Junta recomendada: 1,5 mm.
Para una adherencia óptima, preparar el material de rejuntado mezclando 50% de agua limpia y 50% de aditivo de látex.

Size		Model	Pz Bx	Sqm Bx	Kg Box	Bx Pallet	Sqm Pallet	Kg Pallet	
40x60x1,2 cm	15,7"x23,6"x0,5"	GPR	Kamala	5 pz	1,20	29,87	40 bx	48,00	1.209

BESTILE
Time to Create

Pda. Torreta S/N _ 12110 - Alcora_Castellón (ESPAÑA) _ +34 964 367 320

www.bestile.es