


# STRUCTURA

by BESTILE



## SPICA

GLAZED PORCELAIN TILES

40x60x1,2 cm

15,7"x23,6"x0,5"

*Engineered for Design. Built for Impact.*

# SPICA

GLAZED PORCELAIN TILES



structura  
by BESTILE

**SPICA**  
GLAZED PORCELAIN TILES

**structura**  
by BESTILE



**SPICA**  
GLAZED PORCELAIN TILES

**STRUCTURA**  
BY BESTILE



**SPICA**  
GLAZED PORCELAIN TILES

**structura**  
by BESTILE



SPICA  
GLAZED PORCELAIN TILES

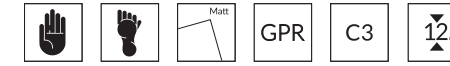
structura  
by BESTILE



# SPICA

GLAZED PORCELAIN TILES

structura  
by BESTILE




Different graphics randomly packaged

Spica  
Glazed Porcelain Tiles  
40x60x1,2 cm  
15,7"x23,6"x0,5"




V3



Spica Piedra

V2




Spica Colors Light

V4




Spica Mix

V2



Spica Natural

V3



Spica Coto

V2



Spica Caldera



**Recommended joint width: 1.5 mm.**  
For optimal adhesion, prepare the grout by mixing  
50% clean water and 50% latex additive.

**Junta recomendada: 1,5 mm.**  
Para una adherencia óptima, preparar el material de rejuntado  
mezclando 50% de agua limpia y 50% de aditivo de látex.

Size		Model	Pz Bx	Sqm Bx	Kg Box	Bx Pallet	Sqm Pallet	Kg Pallet
40x60x1,2 cm 15,7"x23,6"x0,5"	GPR	Spica	5 pz	0,97	24,18	40 bx	38,80	982

**BESTILE**  
*Time to Create*

Pda. Torreta S/N \_ 12110 - Alcora\_Castellón (ESPAÑA) \_ +34 964 367 320

[www.bestile.es](http://www.bestile.es)